

# STRING STREET


## Starters



Violin

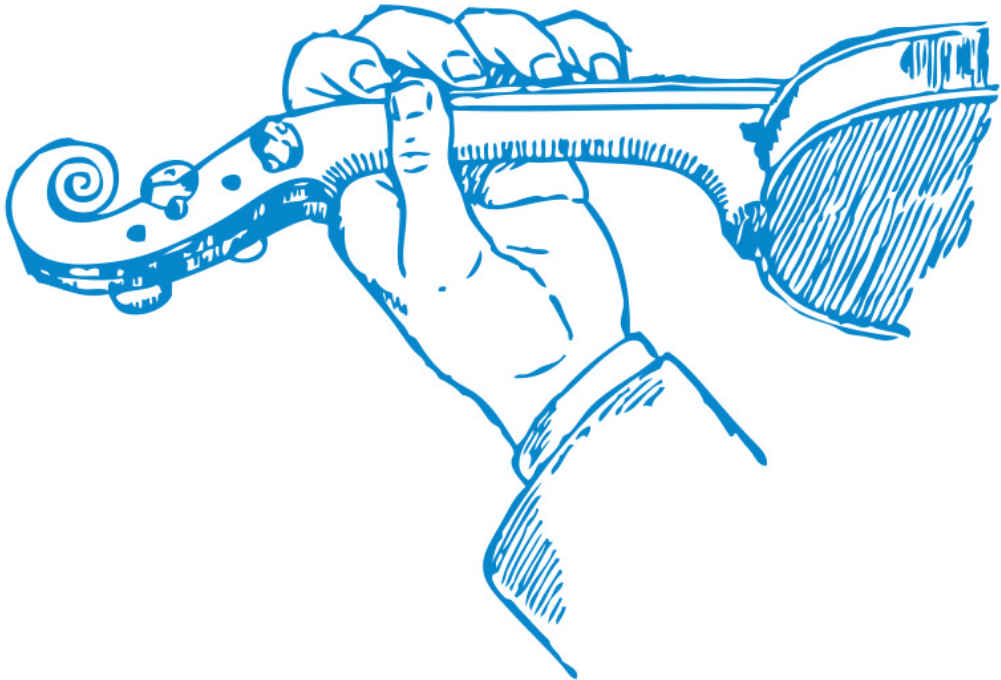
*mm*

# Bits & pieces

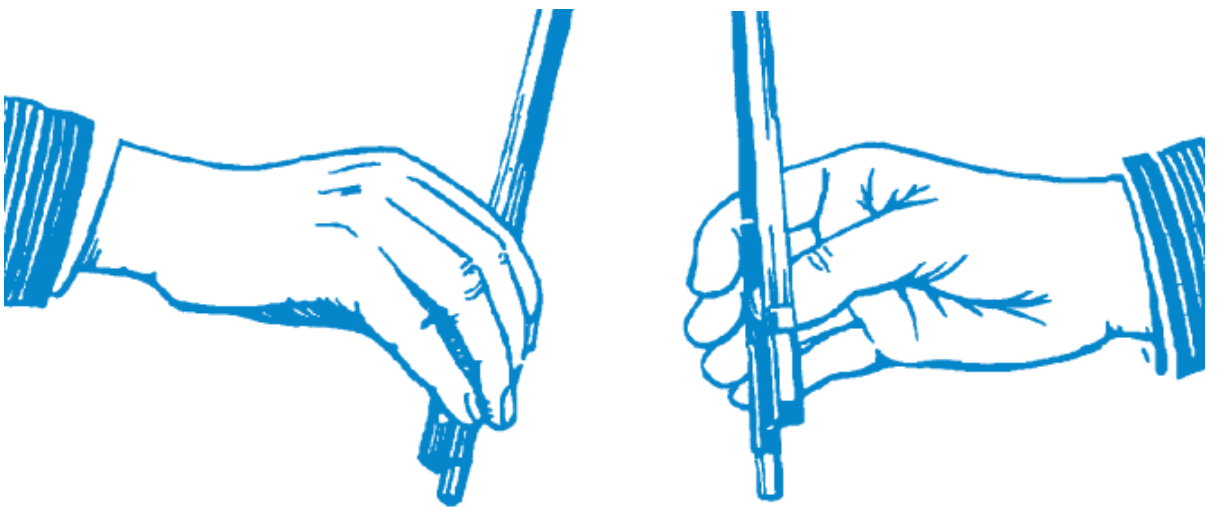


# Taking hold

Violin hold



Bow hold



# Musical notes and symbols




Treble clef




Crotchet or quarter note



Quavers or eighth notes



Crotchet or quarter note rest



Quaver or eighth note rest



Dotted Crotchet or dotted quarter note




Down bow



Dotted Crotchet or dotted quarter note rest



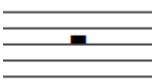
Up bow



Minim or half note




Bar line



Minim or half note rest




Start repeat



Dotted minim or dotted half note




End repeat



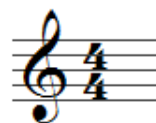
Dotted minim or dotted half note rest



Final bar line



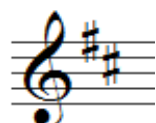
Semibreve or whole note



Time signature

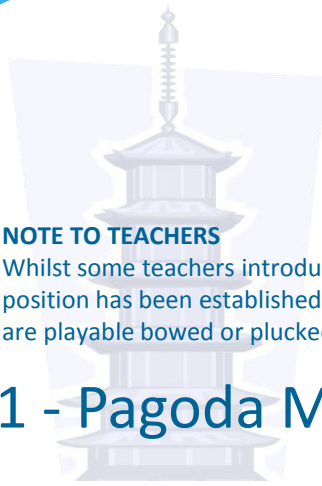


Semibreve or whole note rest



Key signature

# Open strings – by rote




## NOTE TO TEACHERS

Whilst some teachers introduce the bow from the outset, others delay its introduction until the left hand position has been established. All the pieces in the open string sections (with the exception of Pagoda Music) are playable bowed or plucked. However, those marked pizz. do sound better when played pizzicato. .

## 1 - Pagoda Music

Musical notation for 'Pagoda Music' in 4/4 time. The first staff begins with a treble clef, a 4/4 time signature, and a '3' above the first measure, indicating a triplet. The first measure is marked 'pizz.' and contains a whole note chord of G2, B1, D2, E2. The second staff continues with similar chords and ends with a double bar line and a '2' above the final measure, indicating a two-measure rest.

Using the 'pointing' finger on your right hand, gently strum the strings from G to E.



**2 - Downs & Ups** Pluck or bow each string 4 times, from E to G and then back from G to E.

Musical notation for 'Downs &amp; Ups' in 4/4 time, consisting of four staves. The first staff starts with a treble clef, a 4/4 time signature, and a '2' above the first measure, indicating a two-measure rest. The second staff continues with a sequence of eighth notes: G2, E2, G2, E2, G2, E2, G2, E2. The third staff continues with a sequence of eighth notes: G2, E2, G2, E2, G2, E2, G2, E2. The fourth staff continues with a sequence of eighth notes: G2, E2, G2, E2, G2, E2, G2, E2, and ends with a double bar line and a '2' above the final measure, indicating a two-measure rest.


# Open Strings – by rote

**3 - Ups & Downs** Pluck or bow each string 4 times, from G to E and then back from E to G.

The image shows four staves of musical notation in 4/4 time, representing three strings. Each staff begins with a treble clef and a 4/4 time signature. The first staff has a fermata over the first measure, with a '2' above it, indicating two measures of rest. The second staff has a fermata over the last measure, with a '2' above it, indicating two measures of rest. The notes on each staff represent the sequence: G (open), A, B, C, D, E, D, C, B, A, G (open).




# Open strings – String Street Zoo



**G** is for gorilla, beating his chest,



**D** is for dormouse, having a rest.



**A** is for alligator, swishing his tail,



**E** is for elephant, big as a whale!

# Open strings – by note



## 4 - String Street Soul

The time signature tells us both how many and what type of beats there are in each bar.



In both 'String Street Soul' and 'Ravioli Rock', listen to and echo what your teacher plays.









# Open strings – by note

## 5 - Ravioli Rock



Play 'Ravioli Rock' using the 'foodie' rhythms below, and make up your own. If you are being taught in a group, then take it in turns to be the 'leader'.



# Open strings – by note

## 6 - Follow Me Listen to and echo what your teacher plays.

Musical notation for exercise 6 in 4/4 time. The first staff shows a four-measure rest followed by a melody of quarter notes: G4, A4, B4, C5, B4, A4, G4, F4, E4, D4, C4, B3, A3, G3, F3, E3, D3. The second staff shows a melody of quarter notes: G4, A4, B4, C5, B4, A4, G4, F4, E4, D4, C4, B3, A3, G3, F3, E3, D3. The third staff shows a melody of quarter notes: G4, A4, B4, C5, B4, A4, G4, F4, E4, D4, C4, B3, A3, G3, F3, E3, D3, ending with a five-measure rest.

## 7 - Take turns with your teacher/group to improvise a four beat pattern, using any or all four open strings. See example below.

Musical notation for exercise 7 in 4/4 time showing an example of a four-beat pattern: G4, A4, B4, C5, B4, A4, G4, F4, E4, D4, C4, B3, A3, G3, F3, E3, D3, etc.



## 8 - Celtic Dance

Musical notation for exercise 8 in 2/4 time. The first staff shows a four-measure rest followed by a melody of quarter notes: G4, A4, B4, C5, B4, A4, G4, F4, E4, D4, C4, B3, A3, G3, F3, E3, D3. The second staff shows a melody of quarter notes: G4, A4, B4, C5, B4, A4, G4, F4, E4, D4, C4, B3, A3, G3, F3, E3, D3, ending with a five-measure rest.

# Open strings – by note



## 9 - Bollywood Nights

Musical notation for 'Bollywood Nights' in 4/4 time. The first staff begins with a whole rest labeled '4' above it, followed by a 'pizz.' instruction. The melody consists of eighth notes. The second staff continues the melody and ends with a double bar line and a whole rest labeled '5' above it.



## 10 - Klezmer Band

Musical notation for 'Klezmer Band' in 4/4 time. The first staff starts with a whole rest labeled '2' above it, followed by a 'pizz.' instruction. The melody consists of eighth notes. The second staff continues the melody and ends with a double bar line and a whole rest labeled '2' above it.

# Open strings – by note



## 11 - Scary!

4 pizz.



## 12 - Back to School Blues

3

3

# Open strings – by note

## 13 - Tap Dancer



# Open strings – by note



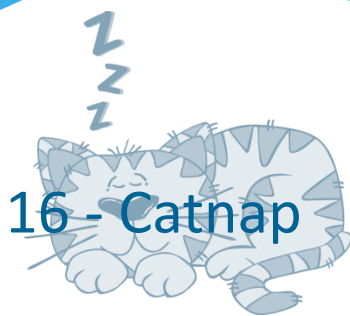
## 14 - Turkish Delight



## 15 - Santa's Sleigh



# Open strings – by note



## 16 - Catnap



## 17 - Clown's Dance



# Open strings – by note



## 19 - String Street Rag






# Open strings – by note



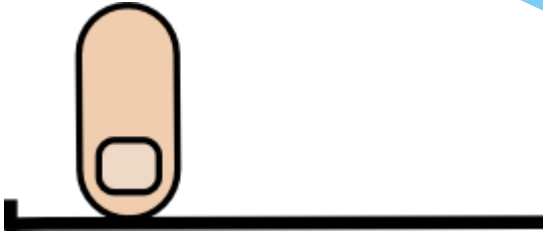
## 20 – Music Box Dancer



## 21 - Cool Reggae Cool

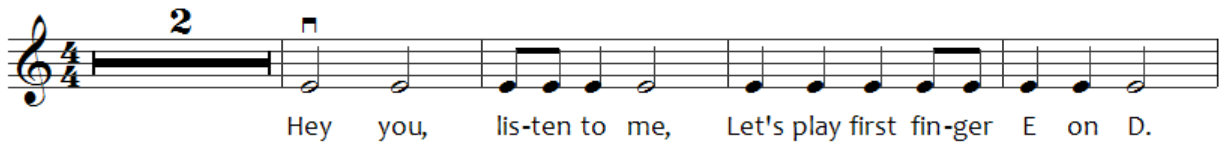


# First finger on D - E



1

## 22 - Let's play first finger E on D




## 23 - Chinese Checkers




# First finger on D - E

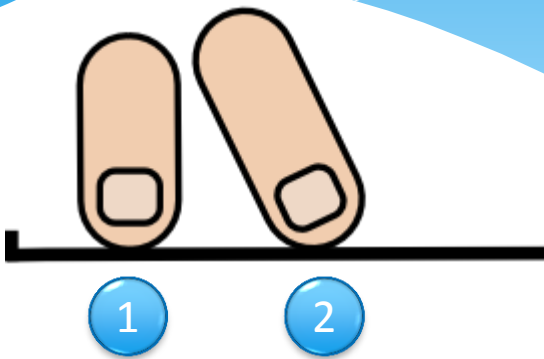
## 24 - Drunken Sailor



## 25 - Celtic Song



# Second finger on D – F#



## 26 - Let's play second finger F# on D



Hey you, lis-ten to me, Let's play se-cond fin-ger F sharp on D...

Practice your bow hold exercises during the course of the introduction.

## 27 - Ballad

## 28 - Come now, sleepy head

Come now, slee-py head. Time for you to go to bed.

# Second finger on D – F#



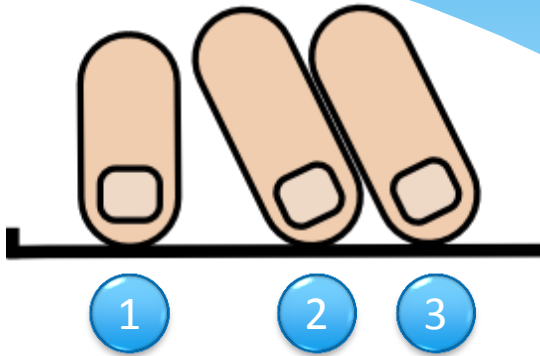
## 29 - Charleston



## 30 - Simply Samba

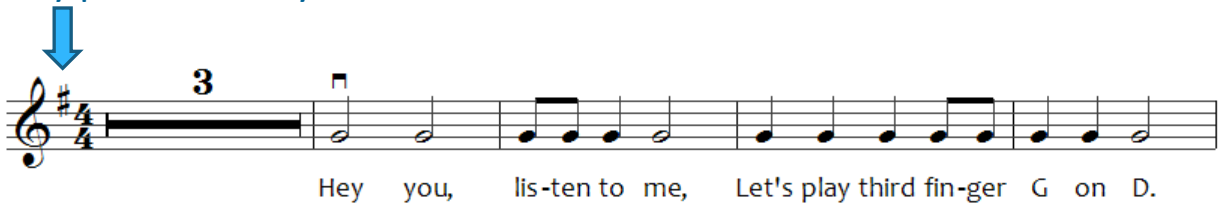


# Third finger on D - G



## 31 - Let's play third finger G on D

From this point onwards, all pieces and exercises will have key signatures. These tell us which sharps, flats and naturals to play in any particular key.



## 32 - Alla Baroque



# Three fingers on D

## 33 - Let's Rock!



# Three fingers on D



## 34 - Rain, Rain, Go Away

Musical notation for the first line of "Rain, Rain, Go Away". It starts with a treble clef, a 4/4 time signature, and a key signature of one sharp (F#). The first measure is a whole rest with a '4' above it. The melody consists of quarter notes: D4, E4, F#4, G4, A4, B4, C5, B4, A4, G4, F#4, E4, D4. The lyrics are: "Rain, rain, go a-way. Come a-gain a - no-ther day!"

Musical notation for the second line of "Rain, Rain, Go Away". It continues with the same treble clef, 4/4 time signature, and key signature. The melody consists of quarter notes: D4, E4, F#4, G4, A4, B4, C5, B4, A4, G4, F#4, E4, D4, followed by a whole rest. The lyrics are: "Rain, rain, go to Spain. Ne-ver show your face a - gain!"

## 35 - String Street Blues

Musical notation for the first line of "String Street Blues". It starts with a treble clef, a 4/4 time signature, and a key signature of one sharp (F#). The first measure is a whole rest with a '2' above it. The melody consists of quarter notes: D4, E4, F#4, G4, A4, B4, C5, B4, A4, G4, F#4, E4, D4, followed by a quarter rest.

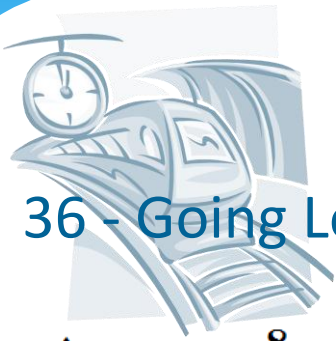
Musical notation for the second line of "String Street Blues". It continues with the same treble clef, 4/4 time signature, and key signature. The melody consists of quarter notes: D4, E4, F#4, G4, A4, B4, C5, B4, A4, G4, F#4, E4, D4, followed by a quarter rest. The instruction "Retake bow" is written above the final measure.

Musical notation for the third line of "String Street Blues". It continues with the same treble clef, 4/4 time signature, and key signature. The melody consists of quarter notes: D4, E4, F#4, G4, A4, B4, C5, B4, A4, G4, F#4, E4, D4, followed by a quarter rest. The instruction "Retake bow" is written above the first measure. The notation then shows a first ending bracket labeled "1. Retake bow" and a second ending bracket labeled "2." followed by a whole rest with a '3' above it.





# Three fingers on D



## 36 - Going Loco

Musical score for "Going Loco" in G major, 4/4 time. The score consists of four staves of music with lyrics underneath. Fingerings are indicated by numbers 1-5 above notes. Bar lines with repeat signs and bar numbers (8, 6) are present.



Stan - ding, wait - ing at the sta - tion,  
Non stop train comes down the line. Ten past two from  
Pic - ca - dil - ly, Next stop Eus - ton right on  
time! right on time!

## 37 - Viennese Waltz

Musical score for "Viennese Waltz" in G major, 3/4 time. The score consists of four staves of music. Fingerings are indicated by numbers 1-5 above notes. Bar lines with repeat signs and bar numbers (4) are present.

# Three fingers on D

## 38 - Hawaiian Nights



## 39 - Country Joy



# Three fingers on D



## 40 - Celtic Lament



## 41 - String Street Calypso



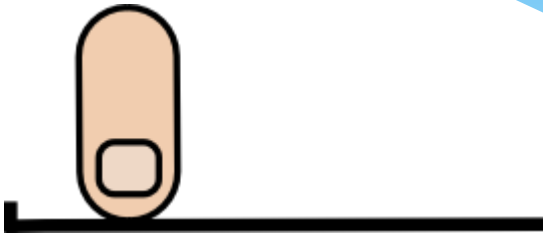
# Three fingers on D

## 42 - Spy Call

Musical score for "Spy Call" in G major, 4/4 time. The score consists of four staves. The first staff begins with a 4-measure rest, followed by eighth-note patterns. The second staff begins with a 5-measure rest, followed by eighth-note patterns. The third and fourth staves continue the eighth-note patterns. The fourth staff concludes with a 5-measure rest.

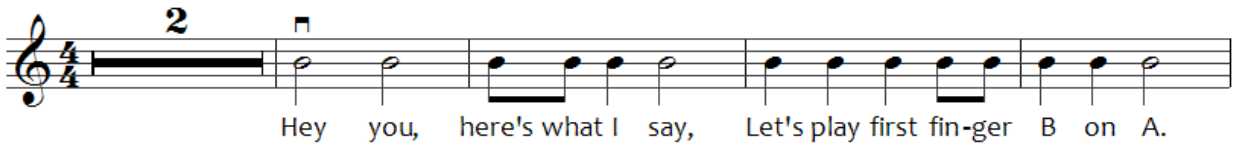


# First finger on A - B



1

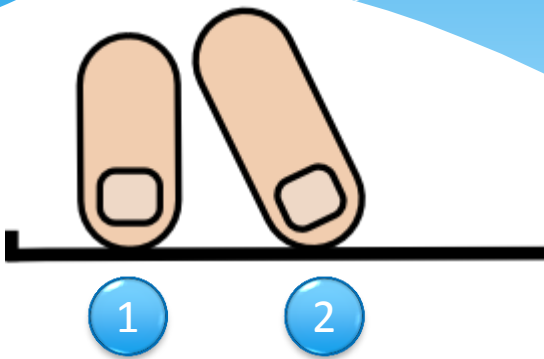
43 - Let's play first finger B on A



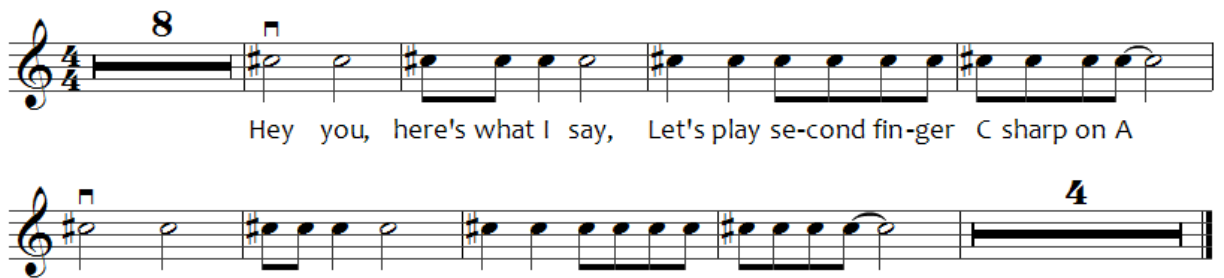
44 - Little Star



# Second finger on A – C#



45 - Let's play second finger C# on A 



Hey you, here's what I say, Let's play se-cond fin-ger C sharp on A

The musical score for exercise 45 consists of two staves in 4/4 time. The first staff begins with a rest of 8 measures, followed by a quarter note C# on the second line, then a quarter note A on the second space, and a series of eighth notes: A, G, F, E, D, C, B, A. The second staff continues with the same sequence of notes and ends with a 4-measure rest.

Practice your bow hold exercises during the course of the introduction.

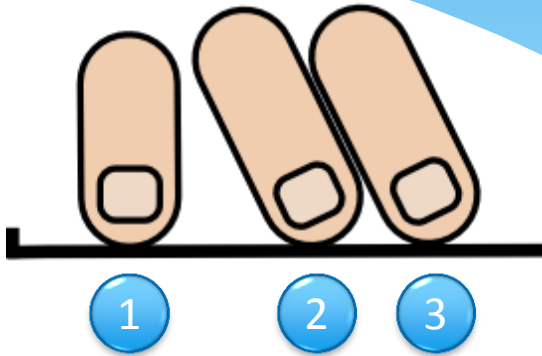


# 46 - Little Lamb

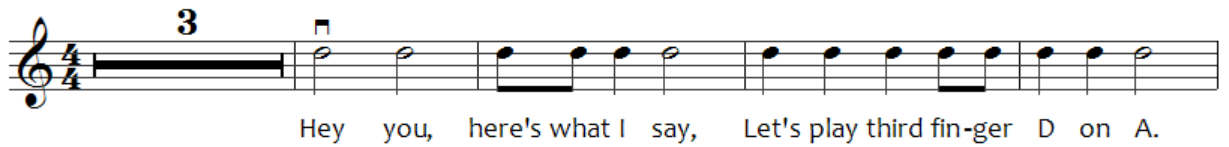


The musical score for exercise 46 is in 4/4 time with a key signature of two sharps (F# and C#). It consists of two staves. The first staff starts with a 2-measure rest, followed by a quarter note F# on the first space, then a quarter note G on the second space, and a series of quarter notes: A, B, C, D, E, F#, G, A. The second staff continues with the same sequence of notes and ends with a 4-measure rest.

# Third finger on A – D



47 - Let's play third finger D on A



48 - String Street Safari



# Three fingers on A

## 49 - French Dressing


Musical notation for 'French Dressing' in 3/4 time, key of D major. The piece consists of four staves. The first staff begins with a 9-measure rest, followed by a sequence of eighth notes: D4, E4, F#4, G4, A4, B4, C5, B4, A4. The second staff continues with eighth notes: G4, F#4, E4, D4, C4, B3, A3, G3, F#3, E3. The third staff continues with eighth notes: D3, C3, B2, A2, G2, F#2, E2, D2. The fourth staff begins with eighth notes: C2, B1, A1, G1, followed by a 4-measure rest, and ends with an 8-measure rest.





# Three fingers on A

## 50 - Boil 'em Cabbage Down



## 51 - Pizza & Chips



# Three fingers on A

## 52 - String Street Foxtrot

Musical notation for 'String Street Foxtrot' in 4/4 time, key of A major. The first staff has an 8-measure rest followed by a repeat sign and a melody. The second staff continues the melody. The third staff continues the melody and ends with a 6-measure rest.

The above tune has appeared before in the book. Can you remember where?



## 53 - Cha-Cha-Cha

Musical notation for 'Cha-Cha-Cha' in 4/4 time, key of A major. The first staff has a 4-measure rest followed by a melody. The second staff continues the melody and ends with a 2-measure rest.

# Three fingers on A

## 54 - String Street Tango

The musical score is written on five staves in treble clef with a key signature of one sharp (F#) and a 4/4 time signature. The first staff begins with a measure containing a whole rest, with a '4' above it. The second staff contains a measure with a fermata over a whole note. The final staff ends with a measure containing a whole rest, with a '2' above it. The melody consists of eighth and quarter notes, with some measures containing beamed eighth notes.



# Three fingers on A



## 55 - Caribbean Sunshine

Musical notation for 'Caribbean Sunshine'. The piece is in G major (one sharp) and 4/4 time. It begins with a four-measure rest marked with a '4'. The melody consists of quarter notes: G4, A4, B4, C5, D5, E5, F#5, G5, A5, B5, C6, B5, A5, G5, F#4, E4, D4, C4. The piece concludes with a repeat sign followed by a two-measure rest marked with a '2'.

## 56 - Rumba Numba

Musical notation for 'Rumba Numba'. The piece is in G major (one sharp) and 4/4 time. It begins with a four-measure rest marked with a '4'. The melody consists of quarter notes: G4, A4, B4, C5, D5, E5, F#5, G5, A5, B5, C6, B5, A5, G5, F#4, E4, D4, C4. The piece includes three 'Retake bow' markings above the notes. The piece concludes with a repeat sign followed by a two-measure rest marked with a '2'.